

MR FLUTED ACCENT WALL PAINTED

Decorative solution made of MDF substrate and non-water soluble resins with great resistance to humidity (MR). Thanks to the decorative milling on its face, it allows interior walls and ceilings to be decorated quickly, easily and cleanly, giving any space a contemporary and elegant finish. Specially designed to be used in humid interior environments.

CERTIFICATIONS AND ATTRIBUTES



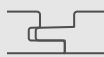
FINISHED
PRODUCT



SOFT
CUT



RESPONSABLE
PRODUCTION




TONGUE AND
GROOVED DESIGN
PERFECT FIT

COMMON USES

Recommended as a decorative coating for walls and ceilings on wooden or galvanized steel partitions, masonry or concrete, among others. It is also ideal for use in furniture, especially in kitchens and bathrooms or even in hospital and institutional furniture, where humidity is present in the environment.

Perfect for decorating homes, offices, commercial and institutional spaces, providing great finish and warmth.



FEATURES

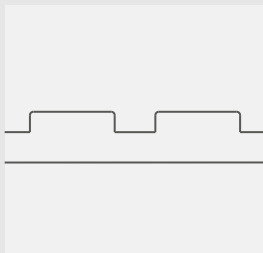
- It has a side-fitting system that facilitates installation and visual continuity.
- It allows mounting light decorative elements such as pictures, mirrors and other objects (depending on the structural capacity of the substrate and the technical recommendations of the supplier of the fixing elements).
- It is a finished product, meaning it does not require sealants or varnishes.
- It can be used in spaces exposed to humidity.

SIZES	96 x 6.2 inches
COVERAGE	15.5 sq. feet
FINISHED SURFACE	Colored
ACTUAL WIDTH	5.7 inches

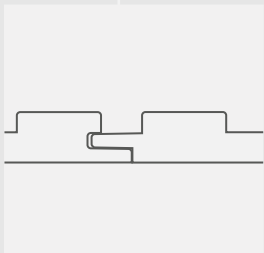
PACKING	4 pieces
PACKAGE WEIGHT	32 lbs per package
ACTUAL THICKNESS	0.59 inches
JOINT SYSTEM	Tongue and groove system

EDGE PROFILE

Tongue and groove system



FLUTED



JOINT SYSTEM

FLUTED

96 in.

6.2 in.



IMPORTANT RECOMMENDATIONS

- It is essential to allow the cladding to settle for 48 hours prior to its assembly and at the installation site.
- Install the cladding after carrying out construction work or installing other items that could damage the product.
- It is recommended to install a Masisa Ecoplac substructure or base plate beforehand when the walls are not well levelled and plumb.
- The mounting wall must be clean and smooth before installing the cladding. Eliminate any irregularities of more than 2 mm.
- For cutting modules, consider the following recommendations:
 - Cutting with a manual saw: cut on the face of the product (decorative side up).
 - Cutting with an electric saw: cut on the back of the product (decorative side down).
 - A saw is recommended, with at least 86 teeth, fitted with a scoring knife and following the tables of rotation speed vs. travel speed reported by the manufacturers of each piece of equipment.
- For proper installation and joint fit, the floor and wall installation level must be well levelled. Otherwise, misalignments will occur.
- If you wish to further improve the insulation characteristics of the product, it is possible to place an insulating product before installing the cladding.
- Use a high viscosity and elasticity, moisture-resistant and quick-drying mounting adhesive.
- It is recommended to consider a perimeter expansion of 0.5 to 1 cm per side.
- Do not install directly on the floor; consider a separation of no less than 10 mm.
- When using wooden framework, make sure it has a maximum moisture content of 12% and in masonry or concrete walls, these must be dry.

*The tolerance of this product can vary up to +2 mm per piece.

Boards comply with MDF Class EN 622-5: 2010 Standard "Boards for general use in humid environments"

Masisa MDF RH is not formulated to be in permanent contact with water or in the presence of continuous humidity. The images in this document are merely illustrative and/or referential, so they may not exactly represent reality.

The boards comply with class E-1 standards in formaldehyde emissions according to European standard UNE EN622-1:2003.

The specified tolerances have a statistical confidence of 95%. This product may change its physicochemical characteristics or suffer damage if it is not stored, collected or used in the manner indicated on the Masisa website in the Practical Recommendations section. Masisa reserves the right to modify the properties of this product without prior notice.